

Remain Calm, Target Accurately



Telescopic Sights

3-12 x 56; 3-12 x 56 FF

4-16 x 56; 4-16 x 56 FF



We make it visible.


Waiting must not influence precise targeting

Snipers in special units rely on long-range weapons tailored to the mission. However, they also require targeting optics that enable fatigue-free observation, clarification and precise acquisition of an object at great distances over longer periods of time.

The Telescopic Sights 3–12 x 56, 3–12 x 56 FF, 4–16 x 56 and 4–16 x 56 FF meet all the optical and ergonomic design demands placed on them by snipers. They are available with a reticle in the first (FF version) and second image plane. These telescopic sights deliver an outstanding optical image. Furthermore, they are comparatively light-

weight, quickly ready for use and easy to use. With these high-quality instruments, Carl Zeiss Optronics has set the standard regarding handling and design.

In addition to military applications, the Telescopic Sights 3–12 x 56 and 4–16 x 56 are also well suited for special police units – particularly when they are required to protect people at greater distances.



Easy target acquisition for snipers



The Telescopic Sights 3–12 x 56 and 4–16 x 56 are available with a reticle in the first (“FF” version) or second image plane. In the first image plane, the reticle pattern is also magnified when the magnification is changed. This makes it possible to determine the distance using the MIL-DOT without having to calculate. In the second image plane, the reticle pattern is not magnified when the magnification is changed, thus meeting user demands for the option of selecting between the two image planes.

The optics in the telescopic sight from Carl Zeiss Optronics have been recalculated. With more than 90% transmission and ZEISS T*® multi-coating, these riflescopes produce a bright, high-contrast image. The increased transparency in the blue spectral range leads to improved visual performance, particularly under low-light conditions.



**Precise targeting
with bullet drop compensation**



The bullet drop compensation for the 3–12 x 56 (2nd focal plane) is 400 cm and 300 cm for the 3–12 x 56 FF (1st image plane). For the Telescopic Sight 4–16 x 56 this figure is 300 cm or 224 cm. The large elevation adjustment ranges ensure bullet drop compensation even at longer distances.

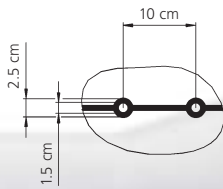
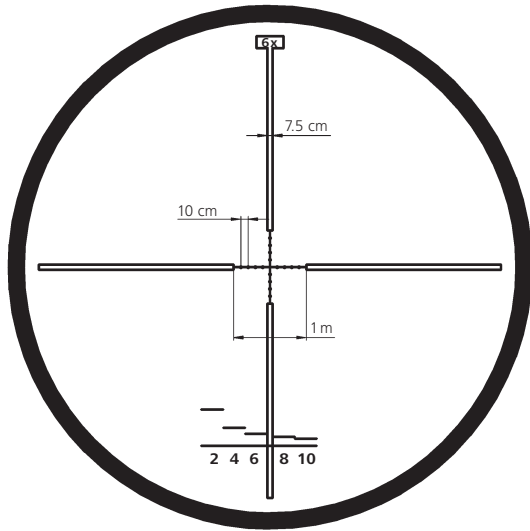
Colored index lines and numeric values on the elevation turret very easily indicate the current setting. This aid for fast bullet drop compensation is vital to the user as the telescopic sights have an adjustment range of 400 cm (300 cm) in the second image plane and 300 cm (224 cm) in the first image plane.

**Effective protection
for valuable optics**



The optics are protected by an extremely robust aluminum housing. A perfect seal and a nitrogen atmosphere in the interior prevent the penetration of dust and moisture.





The specified dimensions and MIL DOTS are based on a range of 100 m to the target.

Precise targeting in any light

The reticle is equipped with continuously variable illumination which also permits precise target acquisition during low-light conditions.

The previously used brightness setting on the illuminated reticle is automatically activated when the telescopic sight is turned on. This enables snipers to use a very finely adjustable reticle illumination in varying degrees of brightness. The minimum setting is ideal for weakly illuminated scenes – at night, under cloudy skies or with eyes adapted to the darkness, for example. The maximum setting is particularly suitable for missions in bright light – sunshine, grass plains and positions without shade, for example.

Highly recommended extras

These telescopic sights can also be supplied with a customer-specific reticle in addition to the standard MIL-DOT reticle pattern.



Technical data

Riflescope	3–12 x 56	3–12 x 56 FF	4–16 x 56	4–16 x 56 FF
------------	-----------	--------------	-----------	--------------

Optical data

Scope magnification	3 to 12x	3 to 12x	4 to 16x	4 to 16x
Reticle image plane	2nd image plane	1st image plane	2nd image plane	1st image plane
Exit pupil in mm	14.9 to 4.6	14.9 to 4.6	14.0 to 3.5	14.0 to 3.5
Field of view (at 1000 m) in m	120 to 34	117 to 34	90 to 25	87 to 25
Resolution in arc seconds	min. 3.75	min. 3.75	min. 3	min. 3
Transmission in %	approx. 92	approx. 92	approx. 92	approx. 92
Super elevation angle adjustment in elevation and azimuth per indentation in mrad	0.1 (1 cm/100 m)	0.1 (1 cm/100 m)	0.1 (1 cm/100 m)	0.1 (1 cm/100 m)
Max. adjustment path in cm/100 m: elevation/azimuth	± 200/± 50	± 150/± 50	± 150/± 50	± 112/± 50
Parallax compensation in m	50 to ∞	50 to ∞	50 to ∞	50 to ∞

Reticle

Distance between the dots in cm/100 m	10	10	10	10
Distance between the centering lines in m/100 m	1	1	1	1

Dimensions, weight

Length/width/height each in mm*	325/94/77	325/94/77	334/94/77	334/94/77
Ring diameter (assembly) in mm	34	34	34	34
Weight in g	800	800	900	900

Electrical data

Reticle illumination electrical data	red
Automatic reticle illumination shutoff	After 3 hours (Set according to customer requirements)
Low battery display	Optical, after activation of reticle illumination
Power supply	Button cell 3 V CR 2032 to –20 °C, alternatively: 3 V BR 2032 to –40 °C

Ambient conditions

Environmental test	DIN ISO 9022
--------------------	--------------

Accessories

	Polarizing filter
	Yellow filter
	Clampable/screwable honeycomb filter
	Clampable/screwable sun shield
	Eye guard

*Minor deviations depending on the position of the adjustment drives

Carl Zeiss Optronics Wetzlar GmbH

Carl Zeiss Group
35576 Wetzlar, Germany
Phone: +49 6441 404-380
Fax: +49 6441 404-322
optronics@zeiss.de
www.zeiss.com/optronics

